

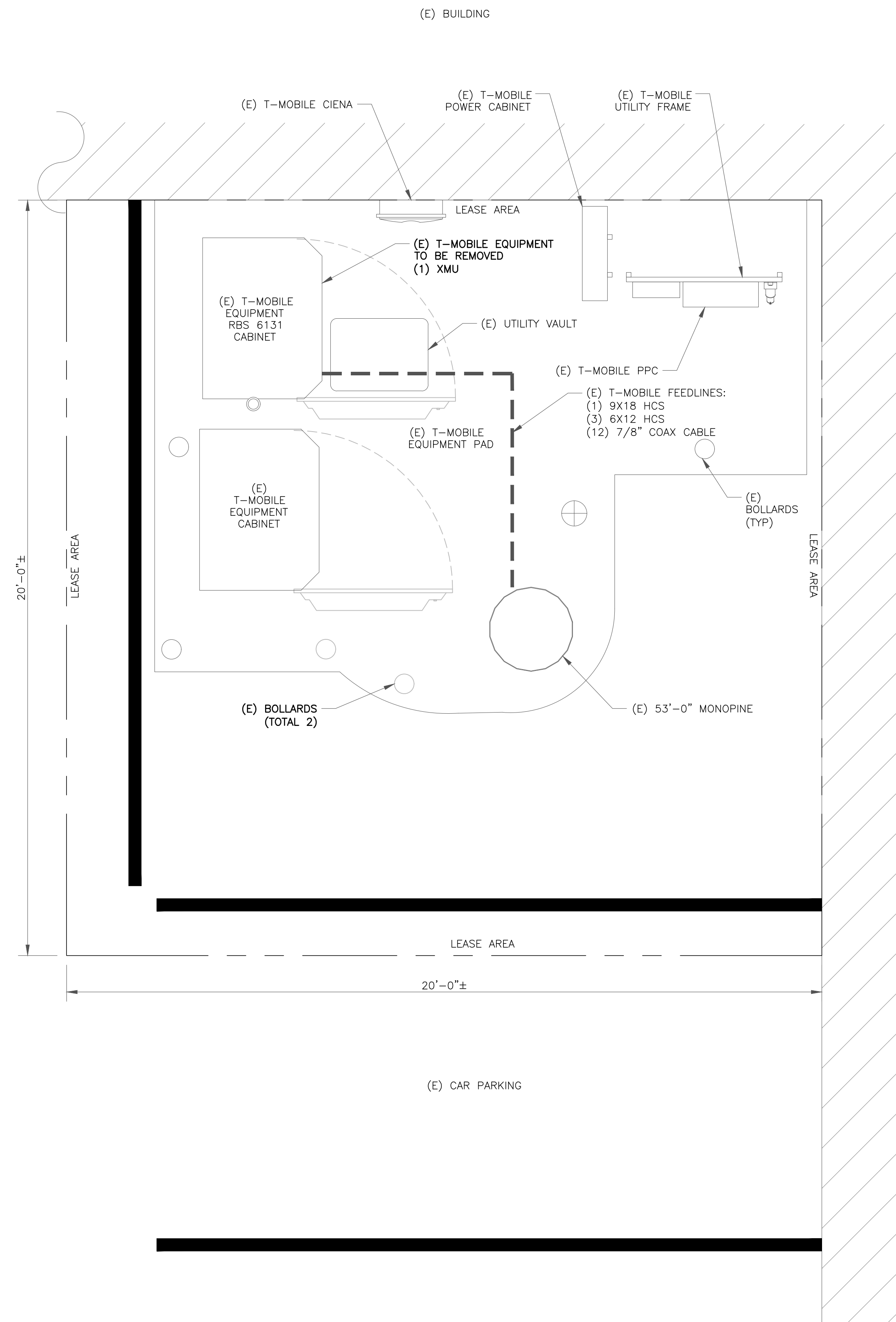
(E) PARKING LOT

APN: 411-041-06  
ZONING: M1

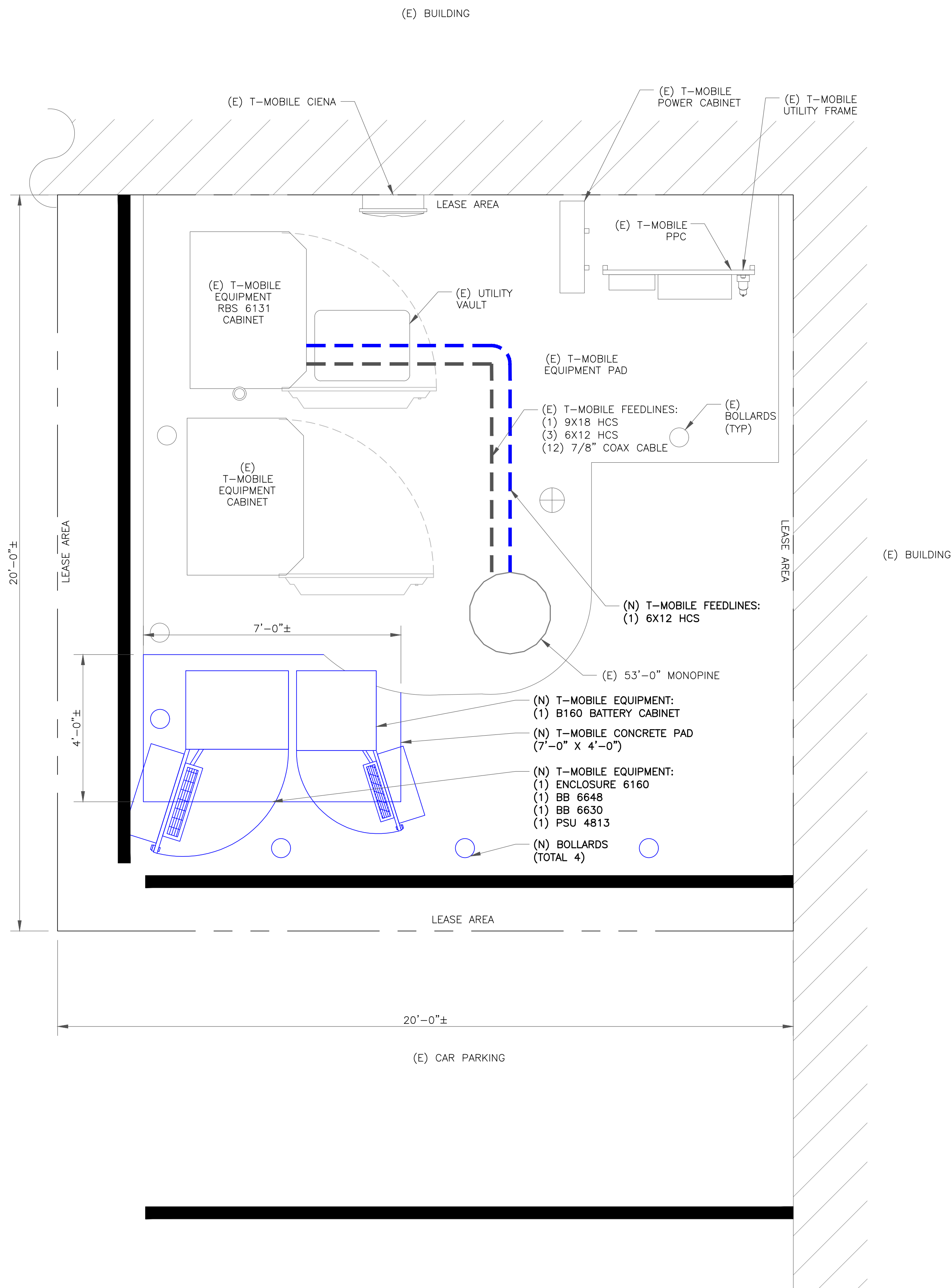
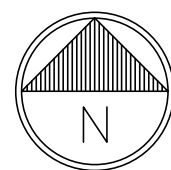
(E) BUILDING

(E) T-MOBILE EQUIPMENT AREA

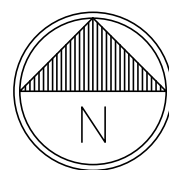
(E) 53'-0" MONOPINE



1 EXISTING EQUIPMENT PLAN  
SCALE: 1/2"=1'-0" (FULL SIZE)  
1/4"=1'-0" (11x17)



1 PROPOSED EQUIPMENT PLAN  
SCALE: 1/2"=1'-0" (FULL SIZE)  
1/4"=1'-0" (11x17)



T-Mobile

1755 CREEKSIDE OAKS DR. SUITE 190  
SACRAMENTO, CA 95833

CROWN CASTLE

200 SPECTRUM CENTER DRIVE,  
SUITE 1700 & 1800  
IRVINE, CA 92618

TELCYTE  
INFRASTRUCTURE SERVICES  
3450 N HIGLEY RD - SUITE 102,  
MESA, AZ 85215

T-MOBILE SITE NUMBER:  
LA64151A


BU #: 823179  
CLAYTON - HALLADAY ST

2929 HALLADAY ST  
SANTA ANA, CA 92705

EXISTING 53'-0" MONOPINE

ISSUED FOR:

REV	DATE	DRWN	DESCRIPTION	DES./QA
A	03/01/19	CM	PRELIMINARY	LMR
0	07/29/20	AK	SUBMITTAL	CW
1	08/21/20	AK	CLIENT COMMENTS	CW
2	08/27/20	AK	CLIENT COMMENTS	CW



SIGNED, 27 AUG 2020

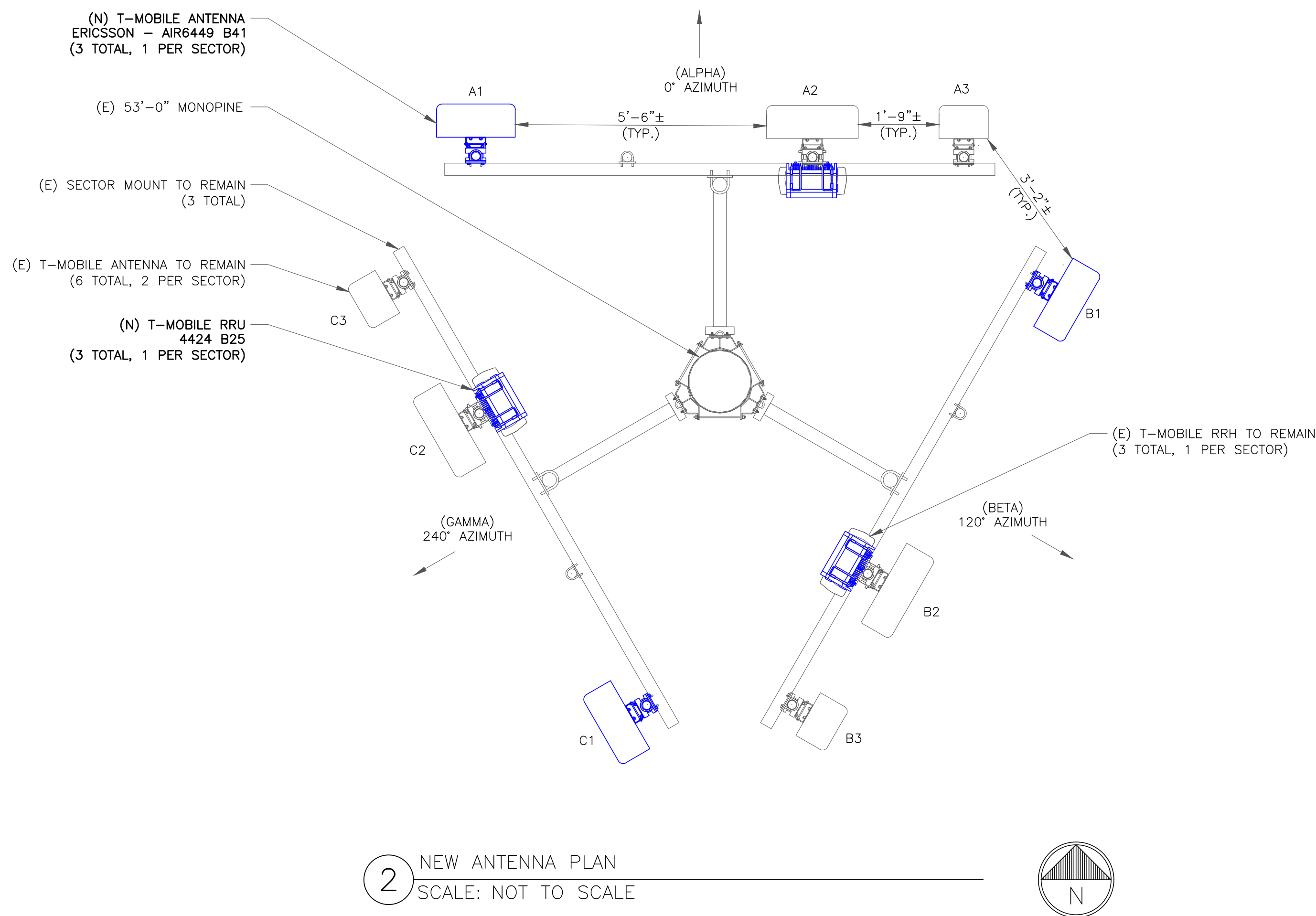
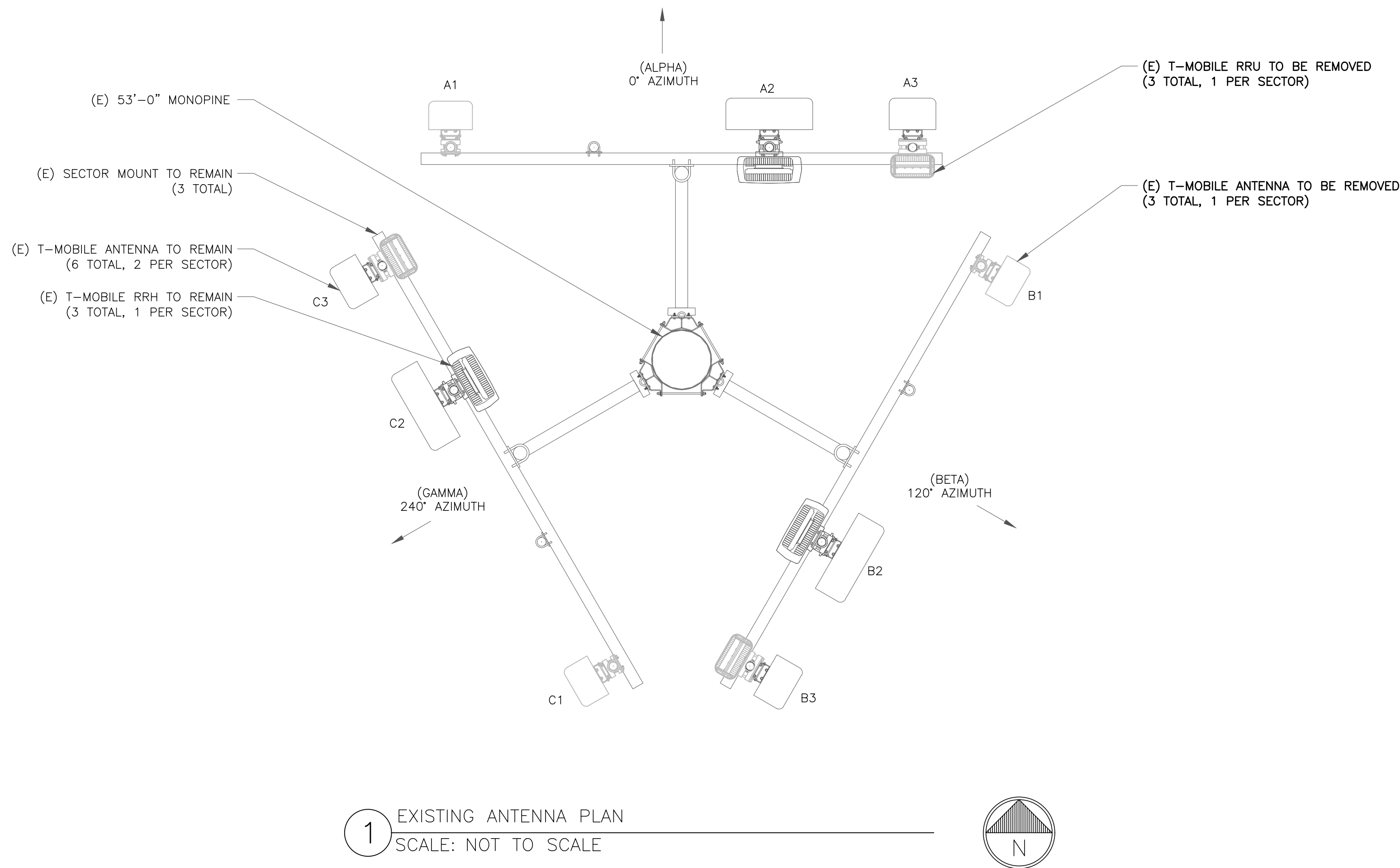
IT IS A VIOLATION OF LAW FOR ANY PERSON,  
UNLESS THEY ARE ACTING UNDER THE DIRECTION  
OF A LICENSED PROFESSIONAL ENGINEER,  
TO ALTER THIS DOCUMENT.

SHEET NUMBER:

C-1.2

REVISION:

2



**"LOOK UP" - CROWN CASTLE USA INC. SAFETY CLIMB REQUIREMENT:**

THE INTEGRITY OF THE SAFETY CLIMB AND ALL COMPONENTS OF THE CLIMBING FACILITY SHALL BE CONSIDERED DURING ALL STAGES OF DESIGN, INSTALLATION, AND INSPECTION. TOWER MODIFICATION, MOUNT REINFORCEMENTS, AND/OR EQUIPMENT INSTALLATIONS SHALL NOT COMPROMISE THE INTEGRITY OR FUNCTIONAL USE OF THE SAFETY CLIMB OR ANY COMPONENTS OF THE CLIMBING FACILITY ON THE STRUCTURE. THIS SHALL INCLUDE, BUT NOT BE LIMITED TO: PINCHING OF THE WIRE ROPE, BENDING OF THE WIRE ROPE FROM ITS SUPPORTS, DIRECT CONTACT OR CLOSE PROXIMITY TO THE WIRE ROPE WHICH MAY CAUSE FRICTIONAL WEAR, IMPACT TO THE ANCHORAGE POINTS IN ANY WAY, OR TO IMPEDE/BLOCK ITS INTENDED USE. ANY COMPROMISED SAFETY CLIMB, INCLUDING EXISTING CONDITIONS MUST BE TAGGED OUT AND REPORTED TO YOUR CROWN CASTLE USA INC. POC OR CALL THE NOC TO GENERATE A SAFETY CLIMB MAINTENANCE AND CONTRACTOR NOTICE TICKET.

- NOTES:**
1. REFERENCE C-4 FOR FINAL EQUIPMENT SCHEDULE.
  2. REFERENCE C-5 FOR NEW EQUIPMENT SPECIFICATIONS.
  3. CONTRACTOR TO VERIFY ALL ANTENNA TIP HEIGHTS DO NOT EXCEED BEACON BASE HEIGHT.
  4. PAINT NEW EQUIPMENT TO MATCH EXISTING. INSTALL ANTENNA SOCKS

- MOUNT ANALYSIS NOTES:**
1. THE DESIGN DEPICTED IN THESE DRAWINGS IS VALID WHEN ACCOMPANIED BY A CORRESPONDING PASSING MOUNT ANALYSIS.
  2. CONSTRUCTION MANAGER / GENERAL CONTRACTOR SHALL REVIEW THE MOUNT ANALYSIS FOR ANY CONDITIONS PRIOR TO INSTALLATION.
  3. ANY REQUIRED MOUNT MODIFICATION DESIGN OR MOUNT REPLACEMENT SHALL BE APPROVED BY EOR.

**T-Mobile**

1755 CREEKSIDE OAKS DR. SUITE 190  
SACRAMENTO, CA 95833

**CROWN CASTLE**

200 SPECTRUM CENTER DRIVE,  
SUITE 1700 & 1800  
IRVINE, CA 92618

**TELCYTE**  
INFRASTRUCTURE SERVICES

3450 N HIGLEY RD - SUITE 102,  
MESA, AZ 85215

T-MOBILE SITE NUMBER:  
**LA64151A**

BU #: **823179**  
**CLAYTON - HALLADAY ST**

2929 HALLADAY ST  
SANTA ANA, CA 92705

EXISTING 53'-0" MONOPINE

ISSUED FOR:				
REV	DATE	DRWN	DESCRIPTION	DES./QA
A	03/01/19	CM	PRELIMINARY	LMR
0	07/29/20	AK	SUBMITTAL	CW
1	08/21/20	AK	CLIENT COMMENTS	CW
2	08/27/20	AK	CLIENT COMMENTS	CW

**SIGNED, 27 AUG 2020**

IT IS A VIOLATION OF LAW FOR ANY PERSON, UNLESS THEY ARE ACTING UNDER THE DIRECTION OF A LICENSED PROFESSIONAL ENGINEER, TO ALTER THIS DOCUMENT.

SHEET NUMBER: **C-3** REVISION: **2**